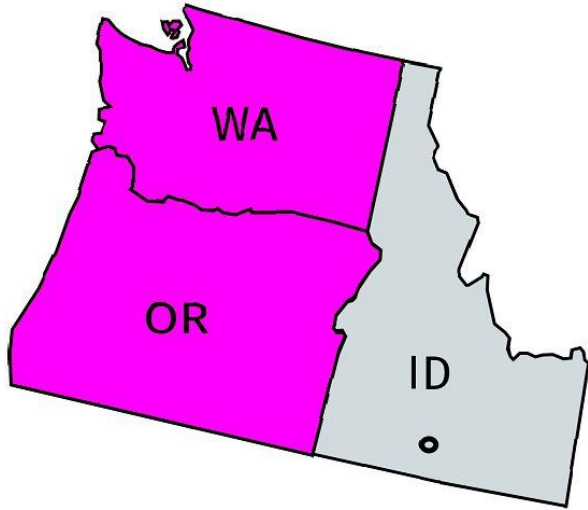






Region Pay Map



	Region 1 (additional 1¢ per mile)
	Region 2 (additional 2¢ per mile)
	Region 3 (additional 3¢ per mile)
	Region 4 (additional 3¢ per mile)

Region Pay is based upon destination of load.

Region 1, 2, & 3 must originate from the Grand Island terminal.

Region 4 must originate from the Twin Falls terminal.

